







# Professional Development Planning Canvas

Session Title:

Date/Time:








<h2>Purpose </h2> <p>What are the objectives of the workshop? (What will a workshop achieve that meetings or research would not?) What concepts and connections will be made? How does the workshop support the school's growth plan?</p>		
<h2>Practicalities </h2> <p>Where and when will the workshop take place? What format will be the most effective for this session (Large group/collaborative groups-rotational stations)? What room setup is required? What materials are required?</p>	<h2>People </h2> <p>Who will be the main facilitator? What support will they need? Who will participate in the session(s)? What are the participants' needs? Identify useful participants – diversity of roles, experience &amp; perspectives. Think in terms of groups of 6-8, ideally with a leader per table or group.</p>	<h2>Products </h2> <p>What are the inputs to the session? What needs to be prepared beforehand? What tangible items will we leave with?</p>
<h2>Process </h2> <p>What steps are required to meet the goal/purpose of the session? How will the learners engage in the artistic process? What elements/exercises are you going to include in your agenda?</p>		<h2>Performance </h2> <p>What is the one idea or learning outcome you want participants to implement later? What follow-up activities or expectations are expected? How will you assess the session?</p>

# Professional Development Planning Canvas

Session Title:

Date/Time:



Purpose 		
Practicalities 	People 	Products 
Process 		Performance 